

# INTERSTELLAR

## First Step

333 333 333 333 (63)33 (73)33 333 (63)(73)(31°)  
(73)(63)(73) (31°)33 (73)33 333 (63)3(33°) (31°)33 (73)33 333  
(63)(33°)(31°) (73)(63)(73) (31°)33 (73)33 333 (63)(33°)(31°) (73)(63)(73)  
(31°)33 (32°)33 (33°)33 (63)7(31°)7(63)1° (73)6(35)6(73)5 (73)6(35)6(73)5  
(63)1°(73)2°(31°)6 (73)5(63)1°(73)2° (31°)2°(31°)7(63)1° (73)6(35)6(73)6  
(73)6(35)3°(73)5 6371373631°3 736353637353 7363533°37353 631°3732°31°363  
7353631°3732°3 1°32°31°373631°3 736353637353 7363533°37353 (63731°3733°373  
1°32°31°373631°3 736353637353 7363533°37353 631°33°3731°363 7353631°3732°3  
1°37363731°363 736353637353 7363533°37353 631°33°3731°363 7353631°3732°3  
1°37363731°363 231°3731°32°373 3°33° 33°3 (33°)(33°)(33°) (33°)(33°)(33°)  
(63)(33°)3 (73)(33°)3 (73)(33°)3 (31°)(33°)3 (31°)(33°)3 (32°)(33°)3  
(32°)(33°)(73) (63)3°(33°)3°33° (63)3°(33°)3°33° (73)3°(33°)3°33° (73)3°(33°)3°33°  
(1°3)3°(33°)3°33° (1°3)3°(33°)3°33° (2°3)3°(33°)3°33° (2°3)3°(33°)3°33°  
(67°)(1°1°)(7°3°)1°(67°)(1°1°)(7°3°)1°(67°)(1°1°)(7°3°)1°  
(77°)(2°1°)(7°3°)1°(77°)(2°1°)(7°3°)1°(77°)(2°1°)(7°3°)1°  
(77°)(2°1°)(7°3°)1°(77°)(2°1°)(7°3°)1°(77°)(2°1°)(7°3°)1°  
(67°)(1°1°)(7°3°)1°(57°)(71°)(7°3°)1°(67°)(1°1°)(7°3°)1°  
(77°)(2°1°)(7°4°)1°(67°)(1°1°)(7°3°)1°(57°)(71°)(7°3°)1°  
(66°)(3°3°) (66°)(3°3°) (77°)(3°3°) (77°)(3°3°) (2°2°)(3°3°) (2°2°)(3°3°)  
(1°1°)(3°3°) (1°1°)(3°3°)(77°)(3°3°) (77°)(3°3°) (1°1°)(3°3°) (1°1°)(3°3°)  
(2°2°)(3°3°) (2°2°)(3°3°) 62411346431 62411346431 73211237321 73211237321  
1°6311361°631 1°6311361°631 2°5322352°532 2°5322352°532 1°2°3°4°3°2°3°1°2°3°4°5°  
2°3°4°5°6°5°4°3°4°5°6°7° 1°7°6°7°5°6°7°3°7°5°6°5° 6°7°2°3°5°6°7°5°6°7°2°3°  
1°7°1°6°7°1°2°6°1°7°1°6° 7°1°2°6°1°7°1°6°3°1°7°1° 6°7°1°2°6°1°7°1°2°3°7°1°2°  
3°7°1°2°3°7°1°2°3°2°1°7° (641°)2°3°4°3°1°(62°)3°4°5° (642°)3°4°5°(6°3°)5°4°3°(64°)5°6°7°  
(751°)7°6°7°(3°5°)6°7°3°(77°)5°6°5° (756°)7°2°3°(3°5°)6°7°5°(76°)7°2°3°  
(61°1°)7°1°6°(7°3°)6°2°6°(1°1°)7°1°6° (67°1°)1°2°6°(1°3°)7°1°6°(1°3°)1°7°1°  
(6°2°)7°1°2°(3°1°)7°1°2°(2°3°)7°1°2° (2°3°)7°1°2°(3°3°)7°1°2°(2°3°)7°1°2°  
(3°3°)3°3° 3°3°3° 64313°1346431 64313°1346431 73213°1237321 73213°1237321  
1°6313°1361°631 1°6313°1361°631 2°5323°2352°532 2°5323°2352°532  
(16°)(14°)(33°)(61°)(33°)(11°)(13°)(14°)(26°)(64°)(33°)(11°)  
(16°)(14°)(33°)(61°)(33°)(11°)(13°)(14°)(26°)(64°)(33°)(11°)  
(17°)(23°)(32°)7(33°)(72)(12°)(23°)(37°)(73°)(32°)(72)  
(17°)(23°)(32°)7(33°)(72)(12°)(23°)(37°)(73°)(32°)(72)  
(11°)(26°)(33°)1°(33°)(31°)(13°)(26°)(31°)(6°1°)(33°)(21°)  
(11°)(26°)(33°)1°(33°)(31°)(13°)(26°)(31°)(6°1°)(33°)(21°)  
(12°)(25°)(33°)(62°)(33°)(22°)(13°)(25°)(32°)(65°)(33°)(22°)  
(12°)(25°)(33°)(62°)(33°)(22°)(13°)(25°)(32°)(65°)(33°)(22°)  
(46°)(1°4°)(6°3°)(1°3°)(1°3°)1°(43°)(1°4°)(6°3°)(6°4°)3°1°  
(46°)(1°4°)(6°3°)(1°3°)(1°3°)1°(43°)(1°4°)(6°3°)(6°4°)3°1°  
(57°)(2°3°)(2°3°)(77°)(3°3°)(72°)(52°)(2°3°)(7°3°)(7°3°)(2°3°)(72°)  
(57°)(2°3°)(2°3°)(77°)(3°3°)(72°)(52°)(2°3°)(7°3°)(7°3°)(2°3°)(72°)  
(61°)(6°1°)3°(1°1°)(3°3°)1°(63°)(6°1°)(3°1°)(6°1°)3°1°  
(61°)(6°1°)3°(1°1°)(3°3°)1°(63°)(6°1°)(3°1°)(6°1°)3°1°  
(52°)(2°5°)3°(7°2°)(3°3°)2°(53°)(2°5°)(3°2°)(7°5°)3°(52°)  
(52°)(2°5°)3°(7°2°)(3°3°)2°(53°)(2°5°)(3°2°)(7°5°)3°(52°)  
(33°)33 333 333 333

# INTERSTELLAR

## First Step

EEE EEE EEE EEE (AE)EE (BE)EE EEE (AE)(BE)(EC°)  
(BE)(AE)(BE) (EC°)EE (BE)EE EEE (AE)E(EE°) (EC°)EE (BE)EE EEE  
(AE)(EE°)(EC°) (BE)(AE)(BE) (EC°)EE (BE)EE EEE (AE)(EE°)(EC°) (BE)(AE)(BE)  
(EC°)EE (ED°)EE (EE°)EE (AE)B(EC°)B(AE)C° (BE)A(EG)A(BE)G (BE)A(EG)A(BE)G  
(AE)C°(BE)D°(EC°)A (BE)G(AE)C°(BE)D° (EC°)D°(EC°)B(AE)C° (BE)A(EG)A(BE)A  
(BE)A(EG)E°(BE)G AEBCEBEAEC°E BEAEGEAEBEGE BEAEGEE°EBEGE AEC°EBED°EC°EAE  
BEGEAEC°EBED°E C°ED°EC°EBAEC°E BEAEGEAEBEGE BEAEGEE°EBEGE (AEBEC°EBEE°EBE  
C°ED°EC°EBAEC°E BEAEGEAEBEGE BEAEGEE°EBEGE AEC°EE°EBEC°EAE BEGEAEC°EBED°E  
C°EBAEBEC°EAE BEAEGEAEBEGE BEAEGEE°EBEGE AEC°EE°EBEC°EAE BEGEAEC°EBED°E  
C°EBAEBEC°EAE DEC°EBEC°ED°EBE E°EE° EE°E (EE°)(EE°)(EE°) (EE°)(EE°)(EE°)  
(AE)(EE°)E (BE)(EE°)E (BE)(EE°)E (EC°)(EE°)E (EC°)(EE°)E (ED°)(EE°)E  
(ED°)(EE°)(BE) (AE)E°(EE°)E°EE° (AE)E°(EE°)E°EE° (BE)E°(EE°)E°EE° (BE)E°(EE°)E°EE°  
(C°E)E°(EE°)E°EE° (C°E)E°(EE°)E°EE° (D°E)E°(EE°)E°EE° (D°E)E°(EE°)E°EE°  
(AB°)(C°C°°)(B°E°)C°°(AB°)(C°C°°)(B°E°)C°°(AB°)(C°C°°)(B°E°)C°°  
(BB°)(D°C°°)(B°E°)C°°(BB°)(D°C°°)(B°E°)C°°(BB°)(D°C°°)(B°E°)C°°  
(BB°)(D°C°°)(B°E°)C°°(BB°)(D°C°°)(B°E°)C°°(BB°)(D°C°°)(B°E°)C°°  
(AB°)(C°C°°)(B°E°)C°°(GB°)(BC°°)(B°E°)C°°(AB°)(C°C°°)(B°E°)C°°  
(BB°)(D°C°°)(B°F°)C°°(AB°)(C°C°°)(B°E°)C°°(GB°)(BC°°)(B°E°)C°°  
(AA°)(E°E°°) (AA°)(E°E°°) (BB°)(E°E°°) (BB°)(E°E°°) (D°D°°)(E°E°°) (D°D°°)(E°E°°)  
(C°C°°)(E°E°°) (C°C°°)(E°E°°)(BB°)(E°E°°) (BB°)(E°E°°) (C°C°°)(E°E°°) (C°C°°)(E°E°°)  
(D°D°°)(E°E°°) (D°D°°)(E°E°°) ADFCCEFAFEC ADFCCEFAFEC BEDCCDEBEDC BEDCCDEBEDC  
C°AECCEAC°AEC C°AECCEAC°AEC D°GEDDEGD°GED D°GEDDEGD°GED C°D°E°F°E°D°E°C°D°E°F°G°  
D°E°F°G°A°G°F°E°F°G°A°B° C°B°A°B°G°A°B°E°B°G°A°G° A°B°D°°E°G°A°B°G°A°B°D°°E°  
C°°B°C°°A°B°C°°D°°A°C°°B°C°°A° B°C°°D°°A°C°°B°C°°A°E°C°°B°C°° A°B°C°°D°°C°°B°C°°D°°E°°B°C°°D°°  
E°°B°C°°D°°E°°B°C°°D°°E°°D°°C°°B° (AFC°)D°E°F°E°C°(AD°)E°F°G° (AFD°)E°F°G°(A°E°)G°F°E°(AF°)G°A°B°  
(BGC°°)B°A°B°(E°G°)A°B°E°(BB°)G°A°G° (BGA°)B°D°°E°(E°G°)A°B°G°(BA°)B°D°°E°  
(AC°C°°)B°C°°A°(B°E°)A°D°°A°(C°C°°)B°C°°A° (AB°C°)C°°D°°A°(C°°E°)B°C°°A°(C°°E°)C°°B°C°°  
(A°D°)B°C°°D°°(E°C°°)B°C°°D°°(D°E°°)B°C°°D°° (D°E°°)B°C°°D°°(E°E°°)B°C°°D°°(D°E°°)B°C°°D°°  
(E°E°°)E°E° E°E°E° AFECE°CEFAFEC AFECE°CEFAFEC BEDCE°CDEBEDC BEDCE°CDEBEDC  
C°AECE°CEAC°AEC C°AECE°CEAC°AEC D°GEDE°DEGD°GED D°GEDE°DEGD°GED  
(CA°)(CF°)(EE°)(AC°)(EE°°)(CC°)(CE°)(CF°)(DA°)(AF°)(EE°)(CC°)  
(CA°)(CF°)(EE°)(AC°)(EE°°)(CC°)(CE°)(CF°)(DA°)(AF°)(EE°)(CC°)  
(CB°)(DE°)(ED°)B(EE°°)(BD)(CD°)(DE°)(EB°)(BE°)(ED°)(BD)  
(CB°)(DE°)(ED°)B(EE°°)(BD)(CD°)(DE°)(EB°)(BE°)(ED°)(BD)  
(CC°°)(DA°)(EE°)C°(EE°°)(EC°)(CE°)(DA°)(EC°°)(A°C°)(EE°)(DC°)  
(CC°°)(DA°)(EE°)C°(EE°°)(EC°)(CE°)(DA°)(EC°°)(A°C°)(EE°)(DC°)  
(CD°°)(DG°)(EE°)(AD°)(EE°°)(DD°)(CE°)(DG°)(ED°°)(AG°)(EE°)(DD°)  
(CD°°)(DG°)(EE°)(AD°)(EE°°)(DD°)(CE°)(DG°)(ED°°)(AG°)(EE°)(DD°)  
(FA°)(C°F°)(A°E°)(C°E°)(C°E°°)C°(FE°)(C°F°)(A°E°)(A°F°)E°C°  
(FA°)(C°F°)(A°E°)(C°E°)(C°E°°)C°(FE°)(C°F°)(A°E°)(A°F°)E°C°  
(GB°)(D°E°)(D°E°)(BB°)(E°E°°)(BD°)(GD°)(D°E°)(B°E°)(B°E°)(D°E°)(BD°)  
(GB°)(D°E°)(D°E°)(BB°)(E°E°°)(BD°)(GD°)(D°E°)(B°E°)(B°E°)(D°E°)(BD°)  
(AC°°)(A°C°)E°(C°C°°)(E°E°°)C°(AE°)(A°C°)(E°C°°)(A°C°°)E°C°  
(AC°°)(A°C°)E°(C°C°°)(E°E°°)C°(AE°)(A°C°)(E°C°°)(A°C°°)E°C°  
(GD°°)(D°G°)E°(B°D°)(E°E°°)D°(GE°)(D°G°)(E°D°°)(B°G°)E°(GD°)  
(GD°°)(D°G°)E°(B°D°)(E°E°°)D°(GE°)(D°G°)(E°D°°)(B°G°)E°(GD°)  
(EE°°)EE EEE EEE EEE

# INTERSTELLAR

## First Step

D B G E C A F D C E G B D F A C E

146 147 148 149 150

# INTERSTELLAR

## First Step

The image displays a musical score for the piece "Interstellar" (First Step). The score is presented as a piano roll on a grid. The vertical axis represents time, with measures numbered 141 through 146. The horizontal axis represents pitch, with notes labeled D, B, G, E, C, A, F, D, C, E, G, B, D, F, A, C, E. The score is divided into two main sections by a vertical line. The first section (measures 141-143) features a sequence of notes: D, B, G, E, C, A, F, D, C, E, G, B, D, F, A, C, E. The second section (measures 144-146) features a sequence of notes: D, B, G, E, C, A, F, D, C, E, G, B, D, F, A, C, E. The notes are placed on a grid of lines and spaces, with some notes highlighted in green. The background of the grid is divided into alternating light gray and dark green vertical columns.

# INTERSTELLAR

## First Step

D B G E C A F D C E G B D F A C E

# INTERSTELLAR

## First Step

D B G E C A F D C E G B D F A C E

# INTERSTELLAR

## First Step

The image displays a musical score for the 'First Step' section of the movie 'Interstellar'. It features piano and guitar parts for measures 126 through 131. The score is presented on a grid with alternating green and grey vertical columns. The piano part is on the left, and the guitar part is on the right. The notes are represented by black dots on the staff lines. The piano part uses a treble clef, and the guitar part uses a standard guitar tuning (E2-A2-D3-G3-B3-E4). The notes are as follows:

Measure	Piano Note	Guitar Note
126	D	B
127	G	E
128	E	C
129	C	A
130	A	F
131	F	A

The piano part notes are: D, G, E, C, A, F, D, C, E, G, B, D, F, A, C, E. The guitar part notes are: B, E, C, A, F, D, C, E, G, B, D, F, A, C, E.

# INTERSTELLAR

## First Step

The diagram shows a guitar fretboard with fret numbers 120 to 126 on the right. The fretboard is divided into vertical columns of alternating green and grey colors. Black dots represent finger positions on the strings. The strings are labeled with letters at the bottom: D, B, G, E, C, A, F, D, C, E, G, B, D, F, A, C, E.

# INTERSTELLAR

## First Step

The diagram shows a guitar fretboard with the following notes marked:

Fret	D	B	G	E	C	A	F	D	C	E	G	B	D	F	A	C	E
115																	
116																	
117																	
118																	
119																	
120																	

# INTERSTELLAR

## First Step

Diagram illustrating the first step of the guitar piece "Interstellar". The diagram shows a grid of frets (1-5) and strings (1-6). Frets 1, 2, 3, and 4 are highlighted in green. Black dots indicate finger positions. The diagram is divided into four measures, numbered 110 to 115 on the right. The notes for each measure are: Measure 110 (D, B, G, E, C, A), Measure 111 (D, B, G, E, C, A), Measure 112 (D, B, G, E, C, A), and Measure 113 (D, B, G, E, C, A). Measure 114 and 115 are also shown but do not have notes marked.

# INTERSTELLAR

## First Step

The musical score is presented on a grid with six systems of staves. The first system (measures 105-106) has four staves, and the subsequent systems (measures 107-110) have three staves each. The notes are as follows:

Measure	Staff 1	Staff 2	Staff 3	Staff 4
105	D	B	G	E
106	C	A	F	D
107	C	E	G	B
108	D	F	A	C
109	E	G	B	D
110	F	A	C	E

The fretboard diagram at the bottom shows the following fret positions for each string:

- String 1 (D): 2nd fret
- String 2 (B): 4th fret
- String 3 (G): 5th fret
- String 4 (E): 7th fret
- String 5 (C): 9th fret
- String 6 (A): 12th fret

# INTERSTELLAR

## First Step

105

104

103

102

101

100

D B G E C A F D C E G B D F A C E



# INTERSTELLAR

## First Step

The diagram shows a guitar fretboard with 12 strings and 24 frets. The fretboard is divided into three vertical sections: frets 1-8, 9-16, and 17-24. The first and third sections have a light gray background, while the middle section has a dark green background. A central vertical line separates the first and second sections. The strings are labeled D, B, G, E, C, A, F, D, C, E, G, B, D, F, A, C, E from left to right at the bottom. Wavy lines are placed on the strings in the green section, and black dots are placed on the strings in the gray sections. The fret numbers 81 to 94 are listed on the right side of the staff.

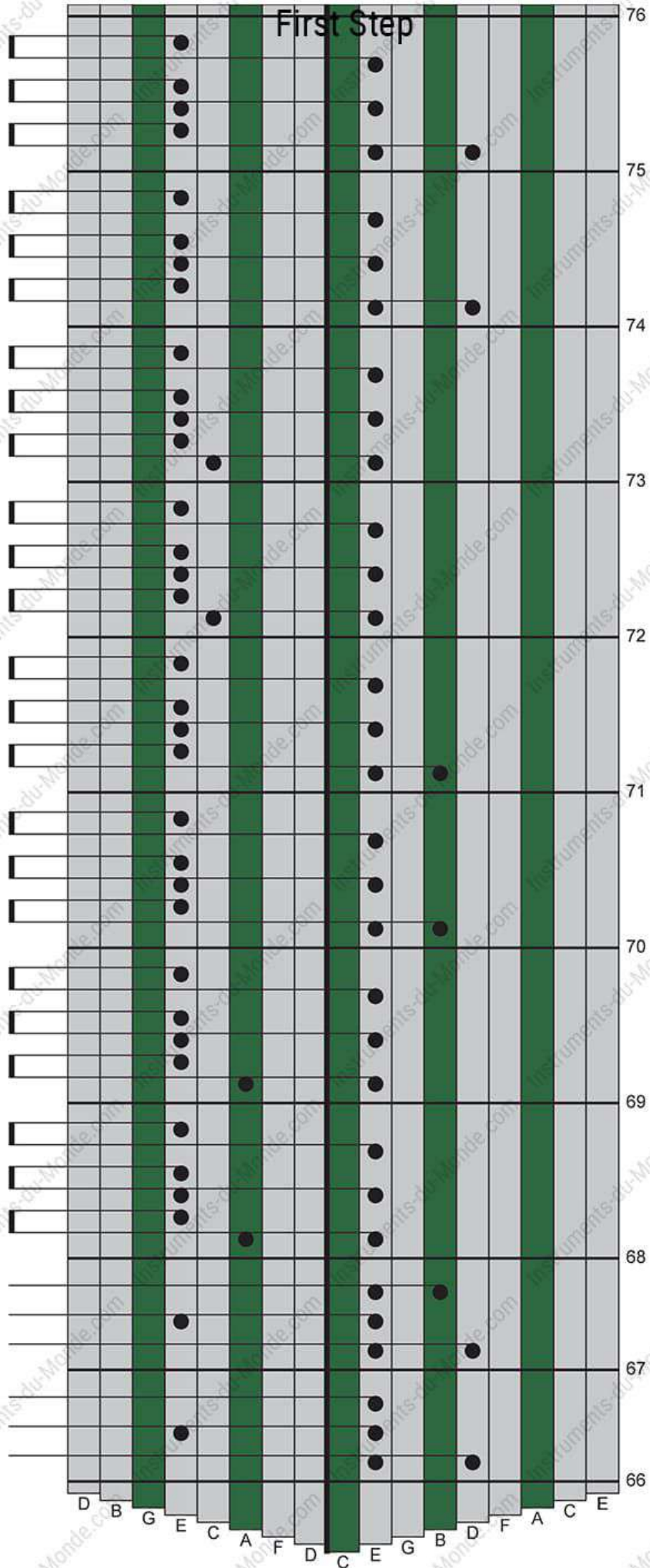
# INTERSTELLAR

## First Step

The diagram shows a guitar fretboard with the following characteristics:

- Strings:** D (bottom), B, G, E, C, A, F, D, C, E, G, B, D, F, A, C, E (top).
- Frets:** 76 to 81.
- Green Vertical Bars:** Located at frets 7, 12, 17, and 22.
- Black Dots:** Placed on various strings and frets to indicate finger positions for a scale.
- Central Line:** A vertical line runs through the center of the fretboard.

# INTERSTELLAR





# INTERSTELLAR

## First Step

55

54

53

52

51

50

D B G E C A F D C E G B D F A C E

# INTERSTELLAR

## First Step

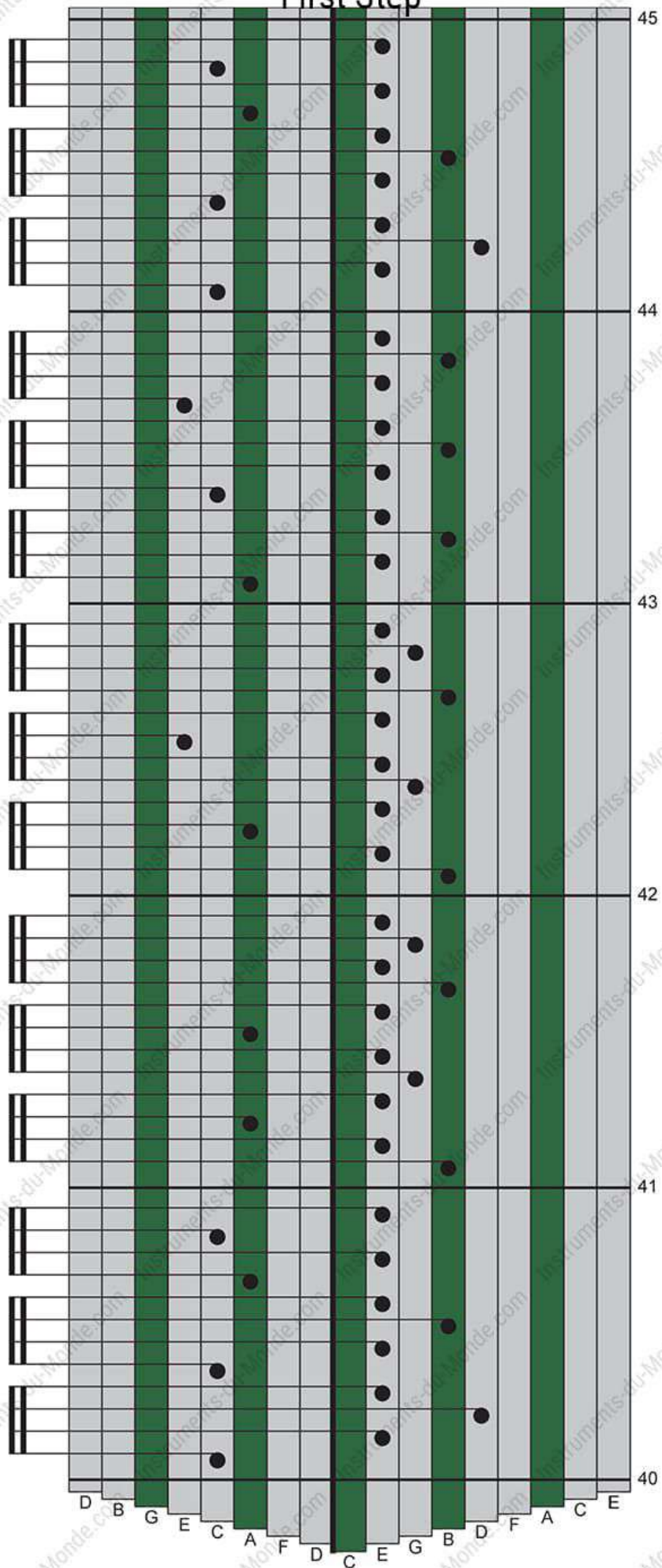
The musical score is presented on 10 staves, numbered 45 to 50 on the right. The score is divided into three sections by vertical green bars. The first section (measures 45-47) has a key signature of one flat (Bb). The second section (measures 48-49) has a key signature of one sharp (F#). The third section (measures 50-51) has a key signature of one flat (Bb). The notes are indicated by black dots on the staff lines.

Staff	Measure 45	Measure 46	Measure 47	Measure 48	Measure 49	Measure 50	Measure 51
10							
9							
8							
7							
6							
5							
4							
3							
2							
1							

Key signature: D B G E C A F D C E G B D F A C E

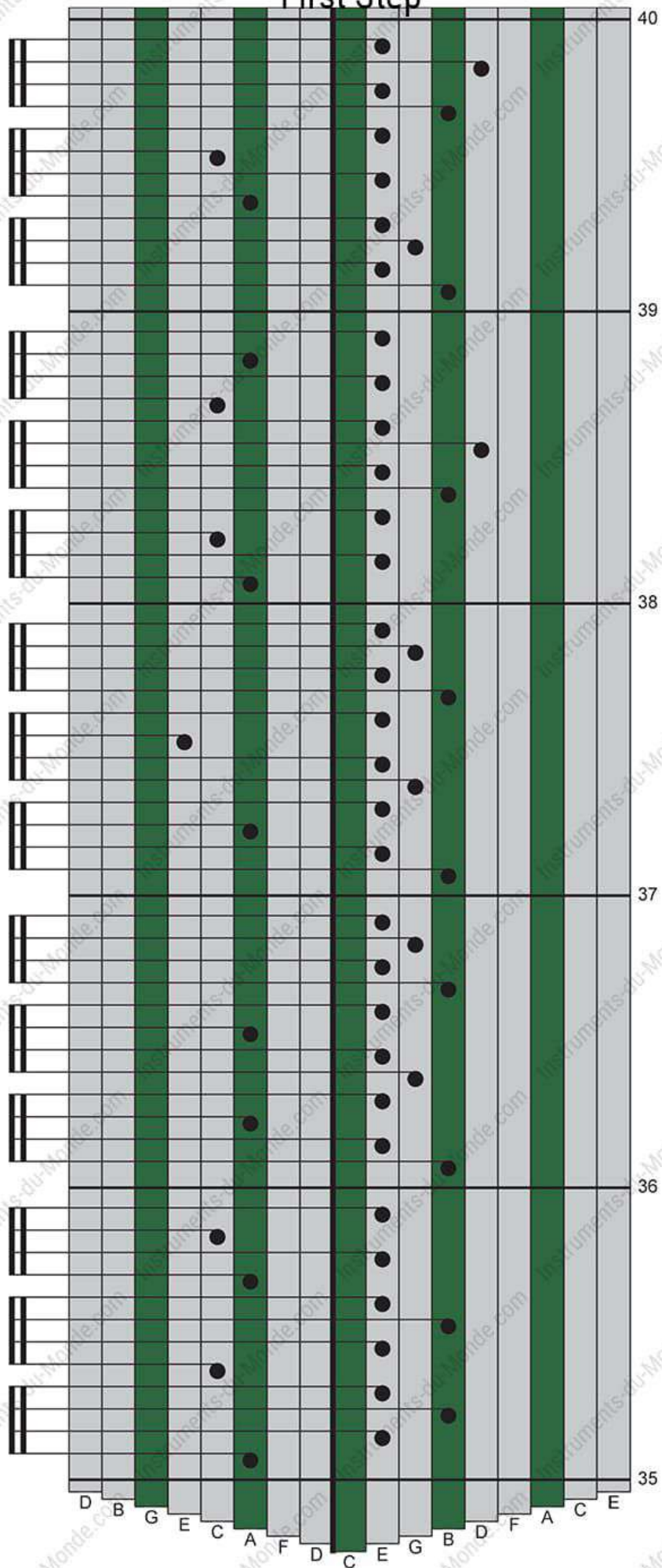
# INTERSTELLAR

## First Step



# INTERSTELLAR

## First Step



# INTERSTELLAR

## First Step

